



Remember! Nature isn't childproof.




Grace and Mary Innis

Garden Manners

- Please stay on the paths and lawn areas
- Please leave flowers and plants for everyone to enjoy
- Please respect other visitors as you play
- No active sports: balls, frisbees, skates, etc.
- Please do not feed or handle wildlife; it can be harmful to them and to you
- Picnics are not permitted
- Portrait and group photography cannot block paths or take place in any planted area
- Thank you for not moving benches

- 1 Entry Garden
- 2 Country Garden
- 3 Wetland Garden
- 4 Woodland Garden
- 5 Turtle Mound
- 6 Story Maze
- 7 Circle Maze
- 8 Trellis Cave
- 9 Secret Garden



the Sisters' Garden


"To Nurture the Nature of the Child in Everyone"

To Brookwood Trail Bridge and Parking



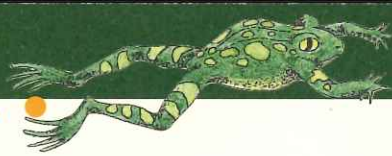
I'm Phil!

And I'm Pokey. We're your guides to the garden.



To Innis House and Gardens

Signage provided through a grant from the Robert Bartels Fund of the Columbus Foundation.



The Garden Story

Bright sunflowers welcome you to the **Entry Garden**. Grace and Mary Innis loved flowers, birds, gardening and nature. Look for a daffodil, one of the sisters' favorite flowers, in the pavement surrounding a sculpture of the sisters.

Check out Granny's House and Bessie's Barn in the **Country Garden**. Look out past the orchard and windmill to see the prairie. Watch the windmill pump water and experience the rush of water from the water tower. Does this bring back memories of a farm you know?

Beginning at the Entry Garden, a **Loop Trail** winds around the Sisters' Garden. Follow the trail through the woods, past the Story Tree, along Spring Run, through the wetland and back up the hill to the Entry Garden.

The **Wetland Garden** lies at the bottom of the hill. You can observe the wetlands from the boardwalk or from the stone steps. Look for critters in the water. Do you see turtles and frogs? Can you find 'Nessie' and 'Quincy' on the banks?

The **Turtle Mound** is a landform. The turtle is on his way to the pond. One foot is made of stone; two are covered in grass. The asphalt path forms the turtle's backbone. The largest mound is the turtle's shell - stand on top to see the whole turtle.

Read the Native American legend carved in the paving stones of the **Story Maze**. Find your way through the maze to rest in the shade of the Grandfather Tree. This oak tree

will be here when your children's children visit the Sisters' Garden.

Venture into the **Circle Maze**, where Sky Woman offers a greeting. Each path of the maze leads to a new adventure. Have fun making your next discovery.

Did you choose the path leading to the **Trellis Cave**? The cave wall is built of Ohio limestone. The path that winds beneath the vine-covered trellis has "fossil" imprints of plants and animals that make their home in the gardens. Can you find the deer tracks? Rest on the stone ledges in the shade or carefully peer into the stream from the water steps.










Maybe you chose the path to the **Secret Garden**, where the loyal owl stands guard from his corner perch, always happy when visitors emerge from the enchanted willow tunnel. Look carefully and you will see evidence of the sisters here. Can you find the hidden treasures they embedded into the walls?

The old cottonwood **Story Tree** fell down and has many stories to share. A red squirrel lived near the bottom and a raccoon family lived in the top. Watch quietly to see how many different animals still live in old hollowed out trees. You may be surprised at who calls it home.



For more information, call the Innis House at (614) 895-6216.

Can You Find Me In The Garden?

1. The Flying 
2. Grandfather Tree
3. Miss Bumble 
4. Miss Grace and Miss Mary
5. The Swinging Bridge
6. Guardian 
7. Bessie's 
8. The 
9. Granny's 
10. The Water Tower
11. Five 
12. The Story 
13. Turtle 
14. The Stone 
15. Sky Woman

